

Seeing the whole picture

How cluster mapping can facilitate internationalisation

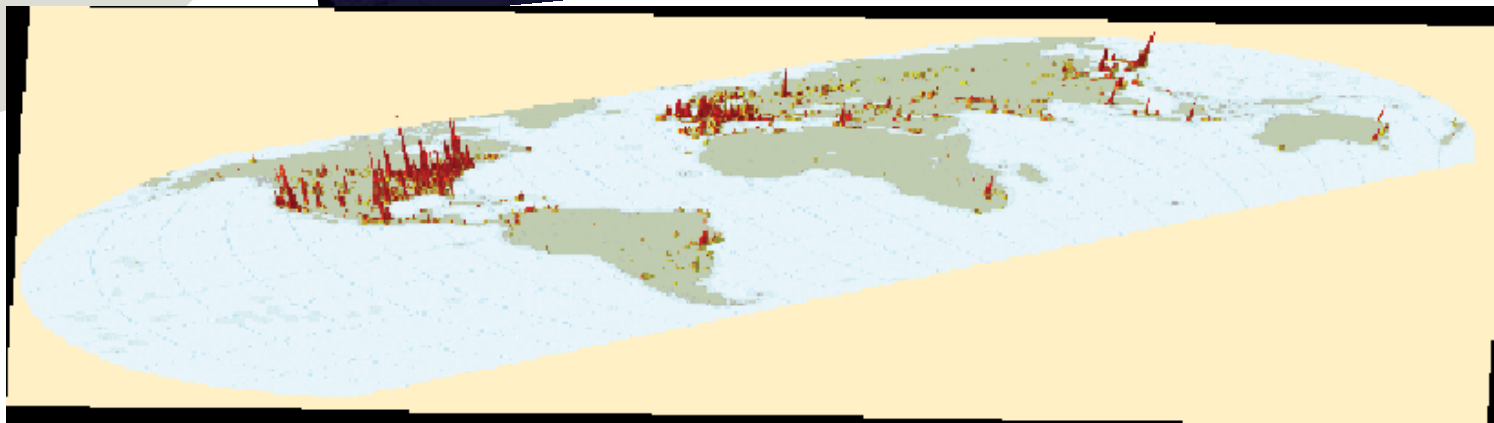
Dr Nikos PANTALOS



European Commission
Enterprise and Industry



The problem: better understanding our strengths



The EU Role

Policies for Clusters

1. Single Market
2. Trade
3. Competition
4. Research
5. Innovation

Cluster Policy

1. Policy monitoring and mutual learning
2. Cluster mapping in the EU
3. Cluster trans-national cooperation
4. Professionalization of cluster organisations



Berlaymont building - European Commission headquarters
Brussels, Belgium



European Cluster Observatory

(www.clusterobservatory.eu)

Cluster policy

Cluster Policy Report
UNITED KINGDOM

Cluster data

Cluster maps

Cluster organisations

European Cluster Observatory - Microsoft Internet Explorer

Address: http://www.clusterobservatory.eu/index.php?country_ID=6®ion_ID=6&cluster_ID=99

European Cluster Observatory

Cluster Mapping Database

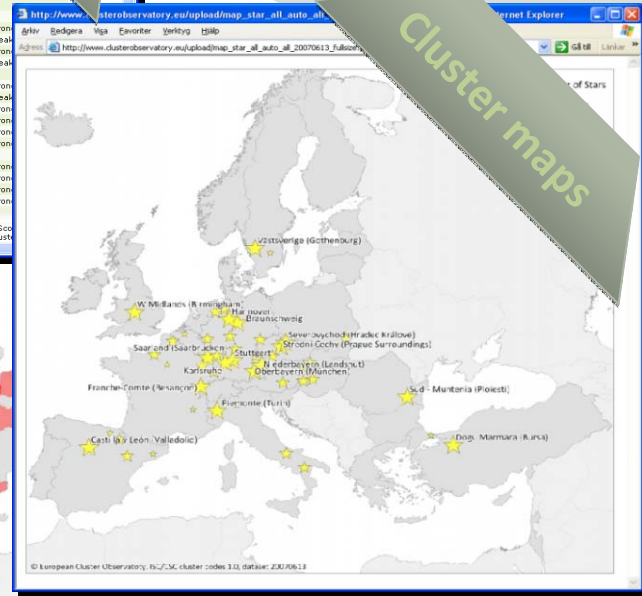
Region: Europe, all Cluster category: Biopharma Filter: 1-3 stars

table map graph

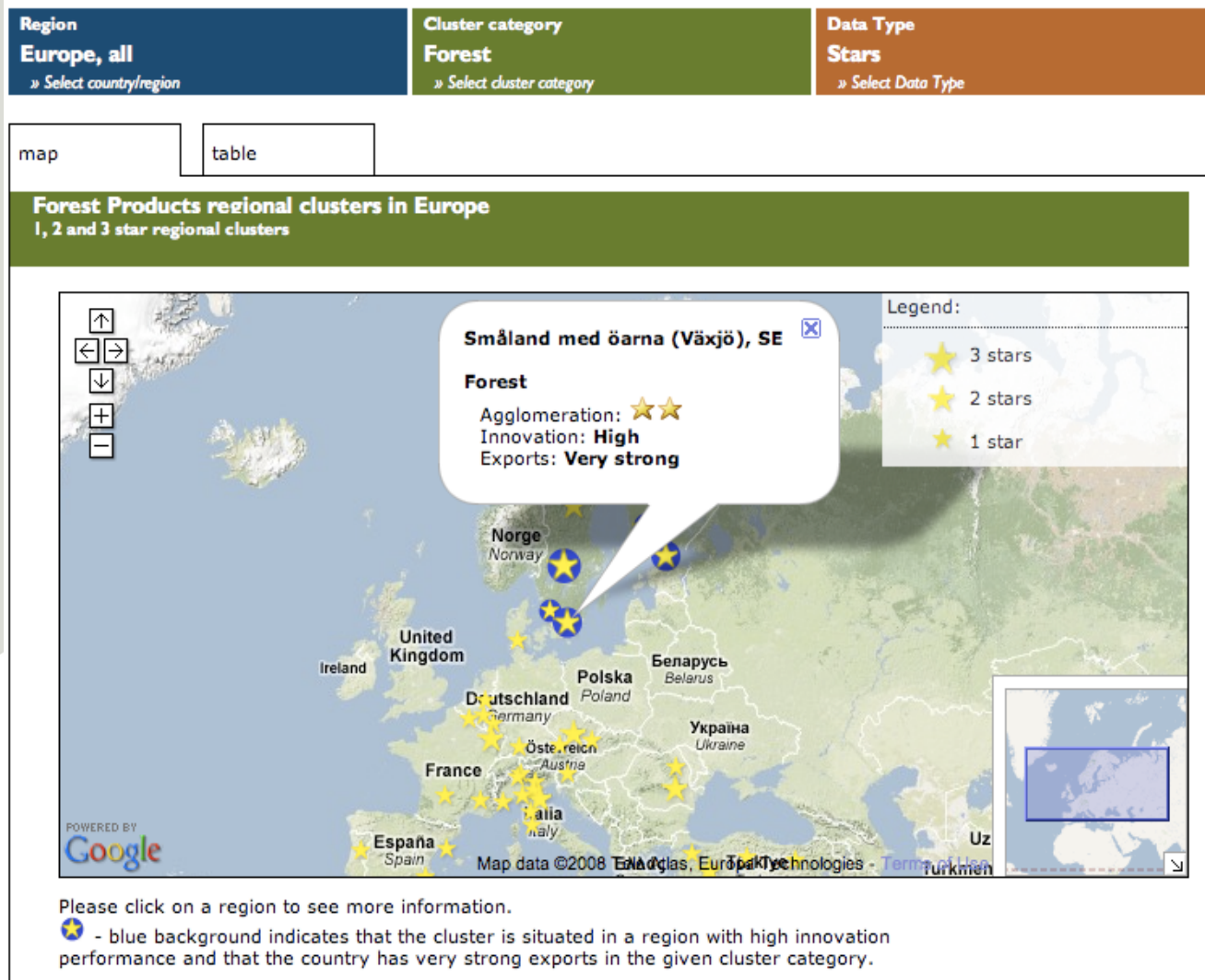
Biopharmaceuticals regional clusters in Europe
1, 2 and 3 star regional clusters

Cluster	Employees	Size	Spec.	Focus	Stars	Innovation	Exports	Notes
Nordwestschweiz (Basel), CH	21 741	2.64%	8.87	3.97%	***	N/A		
Île de France (Paris), FR	47 493	5.78%	2.27	1.01%	**	High	Stron	
Lazio (Rome), IT	21 990	2.67%	2.40	1.07%	**	High	Stron	
Istanbul, TR	20 963	2.55%	2.66	1.19%	***	N/A	Weak	
Darmstadt (Frankfurt am Main), DE	16 459	2.00%	2.64	1.16%	**	High	Stron	
Közép-Magyarország (Budapest), HU	14 197	1.73%	2.62	1.17%	**	High	Weak	
Centre (Orléans), FR	13 960	1.70%	4.36	1.95%	***	Medium	Stron	
Karlsruhe, DE	13 007	1.61%	3.11	1.39%	**	High	Stron	
Mazowieckie (Warszawa), PL	11 522	1.40%	2.27	1.01%	**	Medium	Weak	
Berlin, DE	10 350	1.26%	2.27	1.02%	**	High	Stron	
Stockholm, SE	10 325	1.26%	2.39	1.07%	**	High	Stron	
Tübingen, DE	9 650	1.17%	3.68	1.65%	**	High	Stron	
Freiburg, DE	9 591	1.17%	3.09	1.36%	**	High	Stron	
Région Wallonne (Liege), BE	9 454	1.15%	2.31	1.05%	**	Medium	Stron	
Rheinessen-Neck (Main), DE	9 061	1.10%	3.45	1.54%	**	High	Stron	
Lombardia (Milan), IT	34 808	4.23%	1.91	0.85%	*	Medium	Stron	
Cataluña (Barcelona), ES	25 485	3.10%	1.78	0.80%	*	Medium	Stron	
Madrid, ES	19 397	2.36%	1.54	0.69%	*	High	Stron	

Innovation: Data is for region, regardless of cluster category. Based on 2006 European Regional Innovation Scoreboard.
Exports: Data is national export data for the cluster category, regardless of region. Based on International Trade Centre.




Statistical cluster mapping



Statistical cluster mapping – The methodology

Employment data

collected through EUROSTAT and national statistical offices



Specialisation



Size

Focus

Export data



Innovation data

Statistical cluster mapping – Results

~ 1.300  clusters

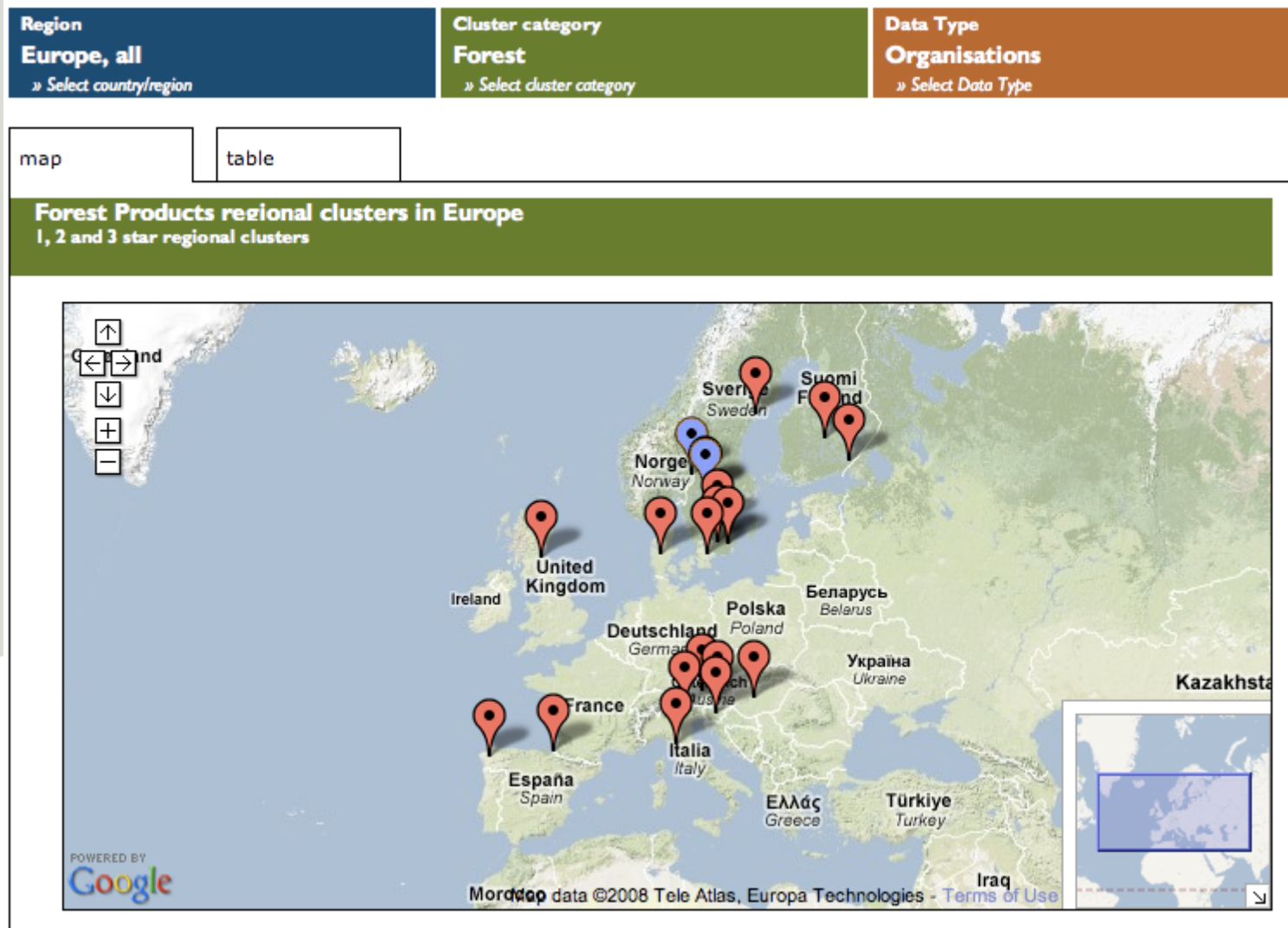
~ 500  clusters

~ 150  clusters

out of ~ 10,000 potential
(statistical) clusters in Europe24



Mapping of cluster organisations





Mapping of cluster organisations

Region Europe, all » Select country/region	Cluster category Forest » Select cluster category	Data Type Organisations » Select Data Type
---	--	---

map

table

Forest Products regional clusters in Europe 1, 2 and 3 star regional clusters

Logo	Organisations	Region	Clusters	Website
	The Paper Province	Norra Mellansverige (Gävle), SE	Forest Products	www.paperprovince.com
	Tretorget AS	Hedmark og Oppland (Lillehammer), NO	Forest Products	www.tretorget.no
	Basque Paper Cluster	País Vasco (Bilbao), ES	Forest Products	www.clusterpapel.com/ingles
	Central-Transdanubia Wood and Furniture Industry Cluster	Közep-Dunantul (Székesfehérvár), HU	Forest Products	www.kdrfu.hu
	Cooperation and Innovation Award	Galicia (A Coruña), ES	Forest Products	www.clustermadera.com
	Distretto Cartario - Paper Cluster	Toscana (Florence), IT	Forest Products	www.distrettocartario.it
	Holzcluster Salzburg	Salzburg, AT	Forest Products	www.holzcluster.at
	Holzcluster Steiermark	Steiermark (Graz), AT	Forest Products	www.holzcluster-steiermark.at
		Småland med öarna	Forest	



Cluster Policy Reports

European Cluster Observatory



Home
Cluster Mapping
Cluster Organisations
Cluster Policies
Cluster Library
Join Observatory
Methodology
Links
Contact
Search
<input type="text"/>
<input type="button" value="» Search"/>

Cluster Policies

This section provides information about policies, programmes and initiatives relevant to clusters. The overview of cluster policies in European countries can be accessed [here](#).

Apart from that, we supply detailed reports for cluster policies in each country:

- [Austria](#)
- [Belgium](#)
- [Bulgaria](#)
- [Cyprus](#)
- [Czech Republic](#)
- [Denmark](#)
- [Estonia](#)
- [Finland](#)
- [France](#)
- [Germany](#)
- [Greece](#)
- [Iceland](#)
- [Ireland](#)
- [Israel](#)
- [Italy](#)
- [Latvia](#)
- [Lithuania](#)
- [Luxembourg](#)
- [Malta](#)
- [Netherlands](#)
- [Norway](#)
- [Poland](#)
- [Portugal](#)
- [Romania](#)
- [Slovakia](#)
- [Slovenia](#)
- [Spain](#)
- [Sweden](#)
- [Switzerland](#)
- [Turkey](#)
- [United Kingdom](#)



THE EUROPEAN CLUSTER MEMORANDUM

Promoting European Innovation
through Clusters:
An Agenda for Policy Action

Prepared by
The High Level Advisory Group on Clusters,
chaired by Senator Pierre Laffitte.

This work is coordinated
by the Center for Strategy and Competitiveness,
Stockholm School of Economics and performed
under the Europe INNOVA initiative
of the European Commission.

Towards **World-Class
Clusters** in the
European Union

 European Commission
Enterprise and Industry

-どうも有り難うございます Thank you

nikos.pantalos@ec.europa.eu



European Commission
Enterprise and Industry

